

**FU-WANG****富王磁磚****FU-WANG CERAMIC INDUSTRY LTD.**

Date: April 30, 2026

**The Executive Director**  
**Bangladesh Securities and Exchange Commission (BSEC)**  
Securities Commission Bhaban  
Plot # E-6/C, Agargaon  
Sher-e-Bangla Nagar  
Dhaka-1207

Subject: **Un-audited Financial Statements (Q3) for the period from 01 January to 31 March 2026.**

Dear Sir,

We would like to inform you that the Board of Directors of the Company in its meeting held today, 30 April 2026 at 3:30 pm (ended at 5.09 pm) took the following decisions:

The information relating to Un-audited Financial Statements (Q3) for the period ended 31 March 2026 is given below:

Financial Performance	Third Quarter (01 January to 31 March)	
	31 March 2026	31 March 2025
Earnings per share- EPS	(0.04)	0.04
Cash Flow Position	1 July to 31 March 2026	1 July to 31 March 2025
Net operating cash flow per share (NOCFPS)	(0.73)	0.11
Financial Position	As of 31 March 2026	As of 30 June 2025
Net asset value (NAV) per share	12.01	12.00

**Notes:**

1. Earnings per share (EPS) decreased due to decrease in Turnover.
2. Net Operating Cash Flows Per Share (NOCFPS) decreased due to increase in Inventories.

Thanking you.

Md. A. Halim Thakur  
Company Secretary

Encl: A copy of the un-audited Financial Statements (Q3) for the period ended on 31 March 2026

- Copy to:
- 1) The Chief Regulatory Officer, Dhaka Stock Exchange PLC.
  - 2) The Chief Regulatory Officer, Chittagong Stock Exchange PLC

**Head Office: Fu-Wang Ceramic Industry Ltd. Plot # 28, Gulshan North C/A, Land**  
**View Commercial Center (3<sup>rd</sup> Floor), Gulshan Circle-2, Dhaka - 1212, Bangladesh.**  
**Tel: +88 02 41080135, +88 02 41080136. Website: www.fuwangceramic.com**


**Fu-Wang Ceramic Industry Ltd.**  
**Statement of Financial Position (Un-Audited)**  
As at March 31, 2026

Particulars	Notes	Amount in Taka	
		Mar 31, 2026	Jun 30, 2025
<b>Assets</b>			
<b>Non-Current Assets</b>		<b>4,984,553,179</b>	<b>4,368,910,646</b>
Property, Plant and Equipment (net of accumulated Capital Work in Progress)	3.00	3,657,996,725 1,326,556,454	3,053,923,813 1,314,986,833
<b>Current Assets</b>		<b>4,627,103,353</b>	<b>4,391,078,303</b>
Inventories	4.00	3,623,592,714	3,432,813,821
Trade and Other Receivables	5.00	99,854,705	97,861,707
Advances, Deposits and Prepayments		593,418,045	545,183,789
Cash and Cash Equivalents	6.00	310,237,889	315,218,985
<b>Total Assets</b>		<b>9,611,656,533</b>	<b>8,759,988,949</b>
<b>Equity and Liabilities</b>			
<b>Shareholders' Equity</b>		<b>1,636,839,237</b>	<b>1,635,538,709</b>
Share Capital	7.02	1,362,690,930	1,362,690,930
Share Premium		76,062,352	76,062,352
Retained Earnings	8.00	198,085,955	196,785,427
<b>Non-Current Liabilities</b>		<b>4,399,693,995</b>	<b>2,895,989,601</b>
Long Term Loan Net off Current Maturity		4,234,877,169	2,747,302,341
Deferred Tax	9.00	164,816,825	148,687,260
<b>Current Liabilities</b>		<b>3,575,123,300</b>	<b>4,228,460,639</b>
Current Maturity of Long Term Loan		1,314,117,504	1,274,982,947
Short Term Bank Loans and Others	10.00	2,050,141,052	2,620,598,198
Trade and Other Payables		68,217,514	68,449,003
Unpaid Dividend Account	11.00	9,124,038	7,875,142
Liabilities for Expenses		46,025,478	46,237,174
Liabilities for Goods		1,013,865	130,446,682
Provision for Income Tax	12.00	86,483,849	79,871,492
<b>Total Equity and Liabilities</b>		<b>9,611,656,533</b>	<b>8,759,988,949</b>
<b>Net Asset Value (NAV) Per Share</b>	13.00	<b>12.01</b>	<b>12.00</b>

  
Company Secretary

  
CFO

  
Director

  
Managing Director (Current Charge)

  
Chairman


**Fu-Wang Ceramic Industry Ltd.**  
**Statement of Profit or Loss and Other Comprehensive Income (Un-Audited)**  
For the period from July 01, 2025 to March 31, 2026

Particulars	Notes	Nine Months (Jul to Mar)		Third Quarter (Jan to Mar)	
		01.07.2025 to 31.03.2026	01.07.2024 to 31.03.2025	01.01.2026 to 31.03.2026	01.01.2025 to 31.03.2025
Turnover (Net of SD & VAT)	14.00	634,739,352	778,189,069	188,092,596	289,942,297
Cost of Goods Sold		(426,341,779)	(530,641,834)	(133,773,861)	(207,800,862)
<b>Gross Profit</b>		<b>208,397,573</b>	<b>247,547,235</b>	<b>54,318,735</b>	<b>82,141,435</b>
Administrative & Selling Expenses	15.00	(43,766,867)	(48,069,292)	(15,259,626)	(18,182,764)
Other Income	16.00	1,182,287	1,200,863	350,644	337,405
Provision for Gratuity		(2,400,000)	(2,400,000)	(800,000)	(800,000)
		<b>(44,984,580)</b>	<b>(49,268,429)</b>	<b>(15,708,982)</b>	<b>(18,645,359)</b>
<b>Operating Profit</b>		<b>163,412,993</b>	<b>198,278,806</b>	<b>38,609,753</b>	<b>63,496,076</b>
Finance Income	17.00	25,314,037	21,620,602	8,827,186	8,198,153
<b>Net Profit before Financing &amp; Tax</b>		<b>188,727,030</b>	<b>219,899,408</b>	<b>47,436,939</b>	<b>71,694,229</b>
Finance Expenses		(163,482,457)	(184,936,541)	(47,217,672)	(58,110,995)
<b>Net Profit before Tax and WPPF</b>		<b>25,244,573</b>	<b>34,962,867</b>	<b>219,267</b>	<b>13,583,234</b>
Contribution to WPPF and Welfare		(1,202,123)	(1,664,898)	(10,442)	(646,820)
<b>Net Profit before Tax</b>		<b>24,042,450</b>	<b>33,297,968</b>	<b>208,825</b>	<b>12,936,413</b>
Income Tax Expenses	18.00	(22,741,922)	(12,734,838)	(5,361,930)	(7,460,461)
<b>Net Profit after Tax</b>		<b>1,300,528</b>	<b>20,563,130</b>	<b>(5,153,105)</b>	<b>5,475,952</b>
Earnings Per Share (EPS)	19.00	<u>0.01</u>	<u>0.15</u>	<u>(0.04)</u>	<u>0.04</u>

  
Company Secretary

  
CFO

  
Director

  
Managing Director (Current Charge)



  
Chairman

**Fu-Wang Ceramic Industry Ltd.**  
**Statement of Changes in Equity (Un-Audited)**  
**For the period from July 01, 2025 to March 31, 2026**

Particulars	Share Capital	Share Premium	Retained Earnings	Total
Balance as at July 01, 2025	1,362,690,930	76,062,352	196,785,427	1,635,538,709
Net profit after tax	-	-	1,300,528	1,300,528
<b>Balance as at March 31, 2026</b>	<b>1,362,690,930</b>	<b>76,062,352</b>	<b>198,085,955</b>	<b>1,636,839,237</b>


**For the period from July 01, 2024 to March 31, 2025**

Balance as at July 01, 2024	1,362,690,930	76,062,352	191,992,318	1,630,745,600
Net profit after tax	-	-	20,563,130	20,563,130
<b>Balance as at March 31, 2025</b>	<b>1,362,690,930</b>	<b>76,062,352</b>	<b>212,555,448</b>	<b>1,651,308,730</b>

  
 Company Secretary

  
 CFO

  
 Director


  
 Managing Director (Current Charge)



  
 Chairman


**Fu-Wang Ceramic Industry Ltd.**  
**Statement of Cash Flows (Un-Audited)**  
For the period from July 01, 2025 to March 31, 2026

Particulars	Notes	Amount in Taka	
		01.07.2025 to 31.03.2026	01.07.2024 to 31.03.2025
<b>A. Cash flows from operating activities</b>			
Collections from Turnover and Others	22.00	633,930,298	765,336,366
Payment to Creditors, Suppliers, Employees and Others	23.00	(724,930,586)	(719,218,084)
<b>Cash generated from operations</b>		<b>(91,000,288)</b>	<b>46,118,282</b>
Income Tax Paid		(8,154,725)	(31,125,624)
<b>Net cash (used in) / from operating activities</b>	21.00	<b>(99,155,012)</b>	<b>14,992,658</b>
<b>B. Cash flows from investing activities</b>			
Acquisition of property, plant and equipment		(713,587,521)	(531,569,284)
Capital Work in Progress		(11,569,621)	(341,047,267)
Interest income from FDR		25,312,380	21,617,137
<b>Net cash (used in) / from investing activities</b>		<b>(699,844,763)</b>	<b>(850,999,414)</b>
<b>C. Cash flows from financing activities</b>			
Short Term Loan		(570,457,146)	198,582,286
Long Term Loan Received/(Paid)		1,526,709,385	847,026,731
Finance Expenses		(163,482,457)	(184,936,541)
Dividend Refund/(Paid)		1,248,896	(18,373,669)
<b>Net cash (used in) / from financing activities</b>		<b>794,018,679</b>	<b>842,298,807</b>
<b>D. Net increase / (decrease) in cash and cash equivalents (A+B+C)</b>		<b>(4,981,096)</b>	<b>6,292,052</b>
<b>E. Cash and cash equivalents at the beginning of the period</b>		<b>315,218,985</b>	<b>295,368,731</b>
<b>F. Cash and cash equivalents at the end of the period</b>		<b>310,237,889</b>	<b>301,660,783</b>
<b>Net Operating cash flows per share</b>	20.00	<b>(0.73)</b>	<b>0.11</b>

  
Company Secretary

  
CFO

  
Director

  
Managing Director (Current Charge)



  
Chairman