

FU-WANG CERAMIC INDUSTRY LIMITED

STATEMENT OF FINANCIAL POSITION AS ON DECEMBER 31, 2019 UN-AUDITED

PARTICULARS	NOTES	Amount in Taka	
		31.12.2019	30.06.2019
Assets			
Non-current assets			
		1,331,447,169	1,347,425,362
Property, plant and equipment (net of accumulated dep.)	1	1,282,838,733	1,309,658,009
Investment in property	2	14,016,828	14,016,828
Capital work in progress for machinery		34,591,608	23,750,525
Current assets			
		1,380,380,137	1,160,031,755
Inventories	3	898,972,577	881,664,883
Trade and other Receivables	4	123,197,313	96,146,171
Advances, deposits and prepayments		171,517,875	163,244,543
Cash and cash equivalents	5	186,692,372	18,976,158
Total Assets		<u>2,711,827,306</u>	<u>2,507,457,117</u>
Equity and Liabilities			
Shareholders' equity			
		1,549,782,894	1,519,533,036
Share capital	6	1,362,690,930	1,362,690,930
Share premium		76,062,352	76,062,352
Retained earnings	7	111,029,612	80,779,754
Non-current liabilities			
Long term loan		142,177,393	276,622,966
Deferred Tax		88,630,899	83,591,202
Current liabilities			
		931,236,120	627,709,913
Short term bank loans and others	8	682,528,941	475,335,870
Long term loan (current portion)		151,750,164	67,522,164
Trade and other payables		31,507,806	40,135,763
Liabilities for expenses		27,537,843	18,567,935
Provision for income tax	9	37,911,366	26,148,181
Total Equity and Liabilities		<u>2,711,827,306</u>	<u>2,507,457,117</u>
Net Asset Value (NAV) Per Share		<u>11.37</u>	<u>11.15</u>


 Company Secretary

CFO


 Managing Director


 Director



 Chairman



FU-WANG CERAMIC INDUSTRY LIMITED
STATEMENT OF COMPREHENSIVE INCOME
FOR THE PERIOD FROM 1 JULY TO 31 DECEMBER 2019
(UN-AUDITED)

Amount in TK.

PARTICULARS	Notes	Six Months (July to Dec)		Second Quarter(Oct to Dec)	
		31-Dec-19	31-Dec-18	31-Dec-19	31-Dec-18
Turnover (Net of SD & VAT)	10	297,785,304	322,329,619	171,528,433	169,645,043
Cost of goods sold		189,466,098	219,186,591	110,444,574	116,360,440
Gross profit		108,319,206	103,143,028	61,083,859	53,284,603
Operating expense					
Administrative, Financial & Selling Expenses	11	(63,936,822)	(47,792,897)	(37,068,570)	(25,010,369)
Operating income		44,382,384	55,350,131	24,015,289	28,274,234
Non-operating Income	12	5,022,993	972,511	4,435,512	503,629
Net Profit before tax and WPPF		49,405,377	56,322,642	28,450,801	28,777,863
Contribution to W. P. & Welfare Fund		2,352,637	2,682,030	1,354,800	1,370,374
Net Profit before tax		47,052,740	53,640,612	27,096,001	27,407,489
Tax Expenses					
Current year tax		11,763,185	10,230,284	6,774,000	5,138,904
Deferred tax		5,039,697	3,179,869	3,168,000	1,712,968
Net profit after tax		30,249,858	40,230,458	17,154,001	20,555,616
Earning Per Share (EPS) - Adjusted		0.22	0.30	0.13	0.15


Company Secretary

CFO


Managing Director



Director


Chairman



FU-WANG CERAMIC INDUSTRY LIMITED
STATEMENT OF CASH FLOWS
FOR THE PERIOD FROM 1 JULY TO 31 DECEMBER 2019
(UN-AUDITED)

PARTICULARS	Amount in Taka	
	31.12.2019	31.12.2018
A. Cash flows from Operating Activities		
Collections from turnover and others	275,757,155	314,510,634
Payment for cost and expenses	(202,226,845)	(266,901,875)
Financial expenses	(36,886,279)	(15,343,822)
Income tax paid and deducted at source	(8,273,332)	(7,019,954)
Net cash used in operating activities	28,370,699	25,244,983
B. Cash flows from investing activities		
Acquisition of property, plant and equipment	(6,788,900)	(7,843,907)
Capital working progress	(10,841,083)	(19,457,924)
Net cash used in investing activities	(17,629,983)	(27,301,831)
C. Cash flows from financing activities		
Cash Credit & other loan received	156,975,498	3,209,637
D. Net increase / (decrease) in cash and cash equivalents (A+B+C)	167,716,214	1,152,789
E. Cash and cash equivalents at the begaining of the year	18,976,158	19,769,824
F. Cash and cash equivalents at the end of the period	186,692,372	20,922,613
Net Operating cash flow per share	0.21	0.20


Company Secretary CFO


Managing Director


Director



Chairman



FU-WANG CERAMIC INDUSTRY LIMITED
STATEMENT OF CHANGES IN EQUITY
FOR THE PERIOD FROM 01 JULY TO 31 DECEMBER, 2019
UN-AUDITED


PARTICULARS	SHARE CAPITAL	SHARE PREMIUM	TAX HOLIDAY RESERVE	RETAINED EARNINGS	TOTAL
Balance as At July 01, 2019	1,362,690,930	76,062,352	-	80,779,754	1,519,533,036
Net profit for the period	-	-	-	30,249,858	30,249,858
Bonus Utilized	-	-	-	-	-
Balance as At 31 Dec. 2019	1,362,690,930	76,062,352	-	111,029,612	1,549,782,894
Balance as At July 01, 2018	1,238,809,940	110,596,499	-	89,346,843	1,438,753,282
Net profit for the period	-	-	-	40,230,458	40,230,458
Bonus Utilized	-	-	-	-	-
Balance as at 31 December 2018	1,238,809,940	110,596,499	-	129,577,301	1,478,983,740


 Company Secretary


 CFO


 Managing Director


 Director


 Chairman

