

**FU-WANG****富王磁磚****FU-WANG CERAMIC INDUSTRY LTD.**

Date: 23 May 2021

**The Executive Director****Bangladesh Securities and Exchange Commission (BSEC)**

Securities Commission Bhaban

Plot # E-6/C, Agargaon

Sher-e-Bangla Nagar

Dhaka-1207

Subject: **Un-audited Financial Statements (Q3) for the period from 01 January to 31 March 2021.**

Dear Sir,

We would like to inform you that the Board of Directors of the Company in its meeting held today at 3:00 pm (ended at 5:10 pm) took the following decisions:

The information relating to Un-audited Financial Statements (Q3) for the period ended 31 March 2021 is given below:

Financial Performance	Third Quarter ( 01 January to 31 March)	
	31 March 2021	31 March 2020
Turnover (Net of SD & VAT)	190,076,961	193,827,049
Gross Profit	61,421,654	67,952,182
Profit after Tax	7,963,567	15,908,422
Earnings per share- EPS	0.06	0.12
Cash Flow Position	1 July to 31 March 2021	1 July to 31 March 2020
Net operating cash flow per share (NOCFPS)	0.61	(0.57)
Financial Position	As of 31 March 2021	As of 31 March 2020
Net asset value (NAV) per share	11.70	11.49

Thanking you.

Md. A. Halim Thakur  
Company Secretary

Encl: A copy of the un-audited Financial Statements (Q3) for the period ended on 31 March 2021

Copy to: 1) The Chief Regulatory Officer, Dhaka Stock Exchange Limited.  
2) The Chief Regulatory Officer, Chittagong Stock Exchange Limited.

**Head Office:** Pearl Trade Centre, (11th Floor), Cha 90/3, Progoti Sarani, North Badda  
Dhaka-1212, Bangladesh, Phone: +88-02-2222 97544, +88-02-2222 92346

**Registered Office:** 204/B (4th Floor), Bir Uttam Mir Shawkat Road, Tejgaon - Gulshan Link Road, Dhaka-1208, Bangladesh.  
Phone: +88-02-2222 82361, +88-02-2222 83275, Fax: +88-02-2222 63985, Website: www.fuwangceramic.com

# FU-WANG CERAMIC INDUSTRY LIMITED

## STATEMENT OF FINANCIAL POSITION

AS ON MARCH 31, 2021

UN-AUDITED

PARTICULARS	NOTES	Amount in Taka	
		31.03.2021	30.06.2020
<b>Assets</b>			
<b>Non-current assets</b>		<b>1,389,288,778</b>	<b>1,365,328,927</b>
Property, plant and equipment (net of accumulated dep.)	1	1,366,615,592	1,347,638,715
Right of Used Assets	2	171,499	685,995
Net Investment in Lease		12,503,799	12,457,749
Capital work in progress for machinery		9,997,888	4,546,468
<b>Current assets</b>		<b>1,533,914,202</b>	<b>1,536,353,942</b>
Inventories	3	1,014,361,748	1,065,731,960
Trade and other Receivables	4	101,473,819	81,502,833
Advances, deposits and prepayments		217,599,338	197,322,216
Cash and cash equivalents	5	200,479,297	191,796,933
<b>Total Assets</b>		<b>2,923,202,980</b>	<b>2,901,682,869</b>
<b>Equity and Liabilities</b>			
<b>Shareholders' equity</b>		<b>1,594,910,702</b>	<b>1,567,583,554</b>
Share capital	6	1,362,690,930	1,362,690,930
Share premium		76,062,352	76,062,352
Retained earnings	7	156,157,420	128,830,272
<b>Non-current liabilities</b>		<b>342,508,250</b>	<b>333,457,716</b>
Long term loan		233,727,513	232,305,027
Lease Liability		269,971	979,719
Deferred Tax	8	108,510,766	100,172,970
<b>Current liabilities</b>		<b>985,784,027</b>	<b>1,000,641,599</b>
Short term bank loans and others	9	689,482,101	689,369,355
Long term loan (current portion)		161,244,672	150,527,580
Trade and other payables		46,349,058	47,412,401
Liabilities for expenses		51,912,382	83,437,308
Provision for income tax	10	36,795,814	29,894,955
<b>Total Equity and Liabilities</b>		<b>2,923,202,980</b>	<b>2,901,682,869</b>
<b>Net Asset Value (NAV) Per Share</b>	11	<b>11.70</b>	<b>11.50</b>

  
Company Secretary

  
CFO

  
Managing Director


  
Director

  
Chairman



**FU-WANG CERAMIC INDUSTRY LIMITED**  
**STATEMENT OF COMPREHENSIVE INCOME**  
**FOR THE PERIOD FROM 1 JULY TO 31 MARCH 2021**  
**(UN-AUDITED)**

PARTICULARS	Notes	Amount in TK.			
		Nine Months (July to March)		Third Quarter(January to March)	
		31-Mar-21	31-Mar-20	31-Mar-21	31-Mar-20
Turnover (Net of SD & VAT)	12	566,416,365	491,612,353	190,076,961	193,827,049
Cost of goods sold		378,154,357	315,340,965	128,655,307	125,874,867
Gross profit		188,262,008	176,271,388	61,421,654	67,952,182
Operating expense					
Administrative, Financial & Selling Expenses	13	(142,494,113)	(120,935,047)	(51,814,067)	(56,998,225)
Operating income		45,767,895	55,336,341	9,607,587	10,953,957
Non-operating Income	14	10,038,168	9,572,597	3,856,595	4,549,604
Net Profit before Tax & WPPF		55,806,063	64,908,938	13,464,182	15,503,561
Contribution to W. P. & Welfare Fund		2,656,981	3,090,902	641,152	738,265
Net Profit before tax		53,149,082	61,818,036	12,823,030	14,765,296
Tax Expenses					
Current year tax	15	6,900,859	5,092,417	2,345,367	(6,670,768)
Deferred tax	15	8,337,796	10,567,339	2,514,096	5,527,642
		15,238,655	15,659,756	4,859,463	(1,143,126)
Net profit after tax		37,910,427	46,158,280	7,963,567	15,908,422
Earning Per Share (EPS)	16	0.28	0.34	0.06	0.12

  
Company Secretary

  
CFO

  
Managing Director

  
Director

  
Chairman





**FU-WANG CERAMIC INDUSTRY LIMITED**  
**STATEMENT OF CASH FLOWS**  
**FOR THE PERIOD FROM 1 JULY TO 31 MARCH 2021**  
**(UN-AUDITED)**

PARTICULARS	Notes	Amount in Taka	
		31.03.2021	31.03.2020
<b>A. Cash flows from Operating Activities</b>			
Collections from turnover and others		556,483,547	466,544,725
Payment for cost and expenses		(368,044,113)	(463,315,386)
Financial expenses		(85,142,296)	(68,921,497)
Income tax paid and deducted at source		(20,277,122)	(12,474,885)
<b>Net cash used in operating activities</b>		<b>83,020,016</b>	<b>(78,167,043)</b>
<b>B. Cash flows from investing activities</b>			
Acquisition of property, plant and equipment		(70,555,277)	(26,237,782)
Capital working progress		(5,451,420)	(11,841,083)
<b>Net cash used in investing activities</b>		<b>(76,006,697)</b>	<b>(38,078,865)</b>
<b>C. Cash flows from financing activities</b>			
Cash Credit & other loan and dividend paid		1,669,045	286,087,408
<b>D. Net increase / (decrease) in cash and cash equivalents (A+B+C)</b>		<b>8,682,364</b>	<b>169,841,500</b>
<b>E. Cash and cash equivalents at the begaining of the year</b>		<b>191,796,933</b>	<b>18,976,158</b>
<b>F. Cash and cash equivalents at the end of the period</b>		<b>200,479,297</b>	<b>188,817,658</b>
<b>Net Operating cash flow per share</b>	<b>18</b>	<b>0.61</b>	<b>(0.57)</b>

  
Company Secretary

  
CFO

  
Managing Director

  
Director


  
Chairman




# FU-WANG CERAMIC INDUSTRY LIMITED

## STATEMENT OF CHANGES IN EQUITY FOR THE PERIOD FROM 01 JULY TO 31 MARCH, 2021 UN-AUDITED

PARTICULARS	SHARE CAPITAL	SHARE PREMIUM	RETAINED EARNINGS	TOTAL
Balance as At July 01, 2020	1,362,690,930	76,062,352	128,830,272	1,567,583,554
Net profit for the period	-	-	37,910,427	37,910,427
Dividend	-	-	(10,583,279)	(10,583,279)
<b>Balance as At 31 March 2021</b>	<b>1,362,690,930</b>	<b>76,062,352</b>	<b>156,157,420</b>	<b>1,594,910,702</b>
Balance as At July 01, 2019	1,362,690,930	76,062,352	80,779,754	1,519,533,036
Net profit for the period	-	-	46,158,280	46,158,280
Bonus Utilized	-	-	-	-
<b>Balance as at 31 March 2020</b>	<b>1,362,690,930</b>	<b>76,062,352</b>	<b>126,938,034</b>	<b>1,565,691,316</b>

  
Company Secretary

CFO

  
Managing Director

  
Director

  
Chairman

